

Miele

NEW

The new ProfiLine dishwashers from Miele
Efficient dishwashing in only a few minutes

Miele Professional. Immer Besser.

ProfiLine





Frequent dishwashing, huge mountains of crockery

Breakfast, lunch, meetings, appointments with customers, events – in many companies, there is no end of events where large quantities of crockery needs to be washed and ready for use in next to no time. Whether in office kitchens in company headquarters, legal practices or agencies, or in showrooms, clubhouses and kitchen studios, ProfiLine dishwashers represent the professional solution for routinely spotless results - without having to do without the convenience familiar from a domestic dishwasher.

Perfect performance and design

Even in private homes with high expectations in terms of performance and design, ProfiLine dishwashers are the perfect fit. Models with an XXL cabinet and an integrated cutlery tray are able to gently but thoroughly wash and clean up to 14 standard place settings.



Even higher requirements?

In view of demands for high final rinse temperatures and hygiene, Miele recommends the use of PG 805X series of commercial dishwashers from Miele Professional in nurseries, schools, nursing homes and restaurants.



Miele Professional is designed for top performance, quality and efficiency. High quality machines which reliably meet the expectations of the discerning customer and underline the trust placed by Miele users: 97% of all clients* would buy from Miele again next time round.

The flexible basket design and special programmes guarantee the perfect gentle care of crockery and glassware. Riedel 'THE WINE GLASS COMPANY' recommends Miele dishwashers.



Dependability

As a family-run company, now in its fourth generation, our actions, as always, still stem from a sense of responsibility for our products and processes and towards our employees, business associates and the environment.

- Product development with a clear focus on quality, durability and sustainability
- Innovations 'Made in Germany' which have set their stamp on the industry
- Award-winning ergonomics, functionality and product design
- Entire system from one single source
- Lower operating costs over entire product life cycle (Total Cost of Ownership)
- Highly commended after-sales service offering blanket coverage and a fast response



* Survey conducted by independent 'Mercuri International' institute



ProfiLine dishwasher highlights



Very short cycles

Are very short cycle times and sparkling results important to you? In this case, the new ProfiLine dishwashers are the perfect choice: intelligent dishwashing technology and a powerful heater pump ensure the shortest possible cycle times, combined with optimum cleaning results. Take advantage of innovative features that make your crockery sparkle day after day in the shortest amount of time.



Convenient connectivity

How about saving time to concentrate on more important jobs? No problem! Whether from home or 'on the fly' – networking your new ProfiLine dishwasher opens up innovative opportunities which offer greater convenience, quality of life and security in the hustle and bustle of professional life.

With the aid of the free Miele apps* Miele@mobile or mielepro@mobile, you are in a position to communicate with your machine from anywhere and at any time to control programmes, check up on remaining programme times or monitor supplies. It only takes a few clicks to conveniently order dishwasher tablets and other supplies from your smartphone or tablet PC.

*Minimum requirements: Android 4.2+ / IOS 9+



Automatic dispensing of liquid detergent

Dispensing liquid detergent via an external dispenser is both convenient and precise.



Low consumption

The environmentally friendly way of cutting costs: ProfiLine dishwashers with their low consumption are known for their maximum efficiency. Product design has enabled the ProfiLine to achieve perfect dishwashing results by using recyclable materials and no more water, energy and detergent than is absolutely necessary.

The ProfiLine range of dishwashers have been awarded an A++ energy rating to ensure optimum energy usage. The heated circulation pump has been improved to be more energy efficient and the machine uses less water than previous models adding to the increased efficiency.


Further benefits of the new ProfiLine dishwashers*

* model-dependent



Best sound emissions

The new ProfiLine dishwashers generate low sound emissions of 45 dB(A) and are therefore particularly quiet and produce consistently excellent results. This is even significantly quieter than a normal conversation.



Exclusive to Miele

Patented¹⁾ 3D+ cutlery tray

The versatility of the intelligent 3D+ cutlery tray is a key feature. Width, height and depth are adjustable to suit any type of load. Thanks to hinged rows of spikes in the centre section, there is more space for large utensils such as salad spoons or kitchen knives. The adjustable side sections even allow you to position stemware in the upper basket. Additional flexibility for perfect cleaning results.

¹⁾ DE102008062761B3, EP2201887B1



Exclusive to Miele

Patented²⁾ AutoOpen function

With enhanced drying selected, the dishwasher door opens automatically to the ajar position at the end of a programme. This allows fresh air to reach the crockery, ensuring that even plastic dishes dry completely. Special air ducting protects the worktop from moisture.

²⁾ European patent EP 1 080 681



Exclusive to Miele

Perfect GlassCare³⁾

Soft water will clean crockery thoroughly but has an aggressive effect on glass. Consequently, ProfiLine dishwashers are equipped with Perfect GlassCare¹⁾ technology. This feature ensures that the water used is of the optimum quality. This helps protect glassware and keeps stemware looking as good as new.

³⁾ European patent EP 1 457 153 B



Exclusive to Miele

BrilliantLight⁴⁾

Automatically controlled: four LEDs illuminate the entire dishwasher interior in brilliant light.

⁴⁾ Patent DE 10 2007 008 950.5



Maximum flexibility

Thanks to an extremely flexible basket design, glasses, crockery and cutlery are perfectly cleaned. FlexAssist colour coding indicates at a glance which elements allow baskets to adapt to individual needs. FlexCare glass holders accommodate stemware securely in the basket. This guarantees perfect and gentle cleaning.



Superb hygiene

In kitchens hygiene must be high on the agenda. The new ProfiLine dishwashers operating on the fresh water principle achieve extremely hygienic results thanks to their high main wash and rinse temperatures, particularly in the 'Hygiene' programme.



Exclusive to Miele

ComfortClose

Practical: the door is extremely easy to open and close, and stays open in any position.





What do the icons mean?


All symbols for ProfiLine dishwashers at a glance


Charts on the following pages contain detailed information on Miele's ProfiLine dishwashers. In general, Miele products have many different functions and characteristics.


Icons representing the most important features directly above the product ensure differentiation at a glance. For a quick overview, this page provides a brief explanation of all symbols used.





 **Energy efficiency**
States the energy efficiency classification


 **Energy efficiency rating**


 **Shortest programme duration**
Expresses the cycle time of the shortest programme in minutes.


 **Sound emissions**
States sound emissions in decibels (dB).


 The quietest dishwashers have sound emissions of only 38 dB thanks to the 'ExtraQuiet' programme. The highest value is 46 dB.


 **Cutlery cleaning**
Shows where the cutlery can be placed for cleaning.


 The height, width and depth of the patented 3D+ cutlery tray¹⁾ can be adjusted.


 **Perfect GlassCare²⁾**
Shows if the appliance features Perfect GlassCare


 This patented²⁾ technology ensures that your glasses are cleaned gently


 **AutoOpen drying³⁾**
Shows if the appliance has AutoOpen drying


 The dishwasher door opens automatically at the end of a programme cycle


 **Connectivity (WiFiConn@ct)**
Indicates if the appliance is web-enabled.

 The unit is fitted with WLAN and is Internet-enabled. Adds the convenience of mobile applications.

 **BrilliantLight⁴⁾**
Shows if the appliance is illuminated from the inside

 4 Power LEDs for perfect illumination of the inner cabinet


 **Automatic liquid dispensing**
Indicates whether a machine can be connected to an automatic liquid dispensing system.

 The machine can be connected to an external dispensing module (optional accessory) for the automatic dispensing of liquid detergent (both available from Miele).

1) Patent: EP 2201887B1, DE 102008062761B3
2) Patent: EP1080681B1
3) Patent: EP 2120671B1, DE 102007008950B4
4) Patent: EP 2233061B1

ProfiLine dishwashers

Product overview



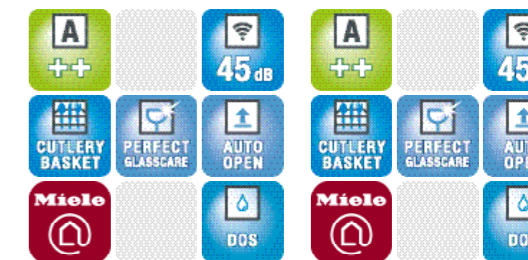
Note:
In view of demands for higher final rinse temperatures and hygiene, Miele recommends the use of commercial dishwashers from Miele Professional in nurseries, schools, nursing homes and restaurants. Miele recommends the use of the PG8 05X series of commercial dishwashers.

Model/Sales designation standard version (60 x 81 cm)	PG 8130 i ProfiLine	–	–
Model/sales designation XXL version (60 x 85 cm)	–	PG 8132 SCi XXL ProfiLine	PG 8133 SCVi XXL ProfiLine
Power output			
Max. cycles per day	5	5	5
'Short' cycle duration in mins (from)*	17	17	17
Design			
Fascia panel version/Control type	Slanted fascia/programme selector	Slanted fascia/programme selector	Fully integrated fascia/programme selector
Display	1-line text display	1-line text display	1-line text display
Convenience			
BrilliantLight	–	●	●
ComfortClose	●	●	●
Liquid dispensing with G 80 ProfiLine DOS module possible (optional accessory)	●	●	●
Sound emissions dB(A) re 1 pW	45	45	45
Countdown indicator, 24 h delay start	●/●	●/●	●/●
Functional indicators	Display	Display	Optical and acoustic
Efficiency and sustainability			
Energy efficiency/Drying efficiency Rating	A++/A	A++/A	A++/A
Consumption values with a hot water connection (in ECO programme)	0.60 kWh	0.60 kWh	0.60 kWh
Water consumption in l/Energy consumption in kWh (in ECO programme)	13.8 l/0.927 kWh	13.8 l/0.941 kWh	13.8 l/0.941 kWh
Annual water consumption in l/Energy consumption in kWh (in ECO programme)	3,864 l/262 kWh	3,864 l/266 kWh	3,864 l/266 kWh
FlexiTimer with EcoStart	●	●	●
Quality of results			
Fresh water dishwasher	●	●	●
AutoOpen drying	●	●	●
Recirculation turbothermic drying	●	●	●
Perfect GlassCare	●	●	●
Dishwashing programmes			
No. of dishwashing programmes	8	8	8
Intensive cleaning	Intensive/Hygiene 75°C	Intensive/Hygiene 75°C	Intensive/Hygiene 75°C
Fast, simple cleaning	Short/Universal 65°C	Short/Universal 65°C	Short/Universal 65°C
Gentle cleaning of glassware	Glassware 50°C	Glassware 50°C	Glassware 50°C
Label programme	ECO 52°C	ECO 52°C	ECO 52°C
Programmes for special applications	Cold/pre-wash, Plastics	Cold/pre-wash, Plastics	Cold/pre-wash, Plastics
Basket design			
Cutlery position	Cutlery basket	3D+ cutlery tray	3D+ cutlery tray
Basket design with FlexCare glass holders	MaxiComfort/4	MaxiComfort/4	MaxiComfort/4
No. of place settings	13	14	14
Networking			
Miele@home/WiFiConn@ct	●/●	●/●	●/●
Safety			
WaterProof System	●	●	●
Door locking option	●	●	–
Fully compliant with Machinery Guideline (2006/42/EG)	●	●	●
Electrical connection			
Mains connection	1N AC 230V 50 Hz	1N AC 230V 50 Hz	1N AC 230V 50Hz
Heater rating in kW / Fuse rating	6.5 x 32 A	6.5 x 32 A	6.5 x 32 A
Total rated load in kW when connected to hot water and a single phase supply	6.7	6.7	6.7
Cold or hot water (15°C - 60°C)	●	●	●

*Timings will vary dependant on water and electrical supplies

ProfiLine dishwashers

Product overview



Note:
In view of the need for higher final rinse temperatures and improved hygiene, Miele advises child-care centres, schools, nursing homes and restaurants to opt for the PG 8055, PG 8056, PG 8057, PG 8058 or PG 8059 commercial dishwashers from Miele Professional.

Model/sales designation	PG 8130	PG 8130 U
Power output		
Max. cycles per day	5	5
'Short' cycle duration in mins (from)*	17	17
Design		
Fascia panel version/Control type	Straight fascia/programme selector	Straight fascia/programme selector
Display	1-line text display	1-line text display
Convenience		
ComfortClose	●	●
Liquid dispensing with G 80 ProfiLine DOS module possible (optional accessory)	●	●
Sound emissions dB(A) re 1 pW	45	45
Countdown indicator, 24 h delay start	●/●	●/●
Functional indicators	Display	Display
Efficiency and sustainability		
Energy efficiency/Drying efficiency rating	A++/A	A++/A
Consumption values with a hot water connection (in ECO programme)	0.60 kWh	0.60 kWh
Water consumption in l/Energy consumption in kWh (in ECO programme)	13.8 l/0.927 kWh	13.8 l/0.927 kWh
Annual water consumption in l/Energy consumption in kWh (in ECO programme)	3,864 l/262 kWh	3,864 l/262 kWh
FlexiTimer with EcoStart	●	●
Quality of results		
Fresh water dishwasher/AutoOpen drying	●/●	●/●
Recirculation Turbothermic drying/Perfect GlassCare	●/●	●/●
Dishwashing programmes		
No. of dishwashing programmes	8	8
Intensive cleaning	Intensive/Hygiene 75°C	Intensive/Hygiene 75°C
Fast, simple cleaning	Short/Universal 65°C	Short/Universal 65°C
Gentle cleaning of glassware	Glassware 50°C	Glassware 50°C
Label programme	ECO 52°C	ECO 52°C
Programmes for special applications	Cold/pre-wash, Plastics	Cold/pre-wash, Plastics
Basket design		
Cutlery position	Cutlery basket	Cutlery basket
Basket design with FlexCare glass holders	MaxiComfort/4	MaxiComfort/4
No. of place settings	13	13
Networking		
Miele@home/WiFiConn@ct	●/●	●/●
Safety		
WaterProof System/Door locking option	●/●	●/●
Fully compliant with Machinery Guideline (2006/42/EG)	●	●
Electrical connection		
Mains connection	1N AC 230V 50 Hz	1N AC 230V 50 Hz
Heater rating in kW / Fuse rating	2.1 (13 A) or 6.5 (32A)	2.1 x 13 A
Total rated load in kW when connected to hot water and single phase supply	2.3 or 6.7	2.3
Cold or hot water (15°C - 60°C)	●	●
Design / Dimensions / Weights		
Model range (combinable)	ProfiLine	ProfiLine
Can be installed as	Freestanding unit with worktop	Undercounter unit (without laminate lid)
Plinth return (mm)	–	30–95
Supplied with/Front colour/Side panels	With lid/white/white	Without lid/white/galvanised
Ext. dimensions H/W/D [mm]/Weight, net [kg]	845/598/600/69	805/598/600/69

*Timings will vary dependant on water and electrical supplies

Miele Professional
www.miele.co.uk/Professional

Immer Besser (Forever Better)

Since 1899, Miele - a family-run company - has subscribed to a clear corporate philosophy condensed into the two words 'Forever better'. This overarching claim is the foundation of Miele's proverbial quality and sustainability and the power of innovation of a brand 'Made in Germany'. A brand promise which gives commercial users the certainty of having chosen the right product.

Award-winning

Uncompromising product reliability and service dependability is the reason why customers have repeatedly voted Miele the best and most trustworthy brand. Coveted awards such as the MX Award, the iF and reddot Design Awards and the German Sustainability Prize confirm the distinguished position Miele enjoys with respect to design, quality management and the sparing use of resources.

Proficient

Miele Professional has been developing and manufacturing a broad range of high-quality laundry machines, dishwashers, washer-disinfectors and sterilisers for decades. Carefully selected accessories, comprehensive advisory services and a Miele factory service operation which guarantees a fast response and ensures that machines perform to perfection and offer the ultimate in performance and efficiency.

Miele Professional on the web

- For detailed information on technical specifications, features and accessories
- Brochures on all product groups and applications available as downloads

www.miele.co.uk/Professional

